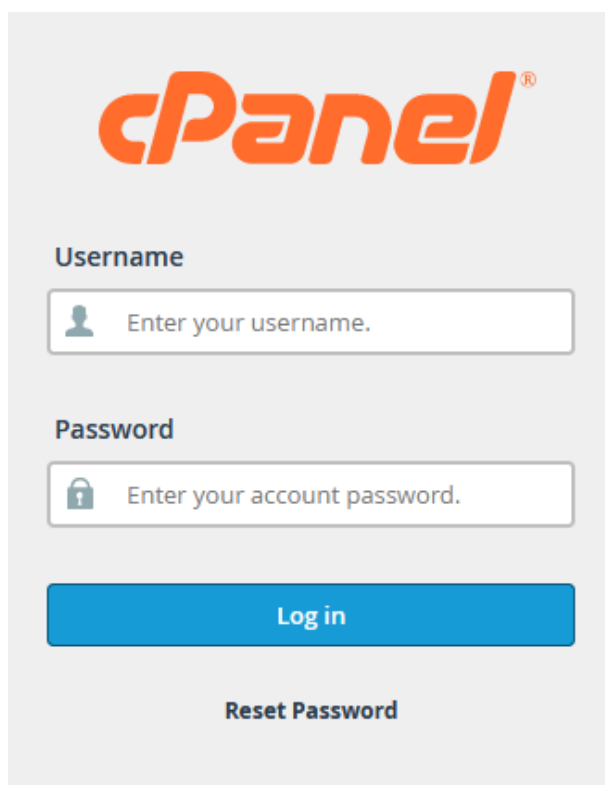



## Kako podesiti i ukloniti e-mail prosleđivanje u cPanel-u?

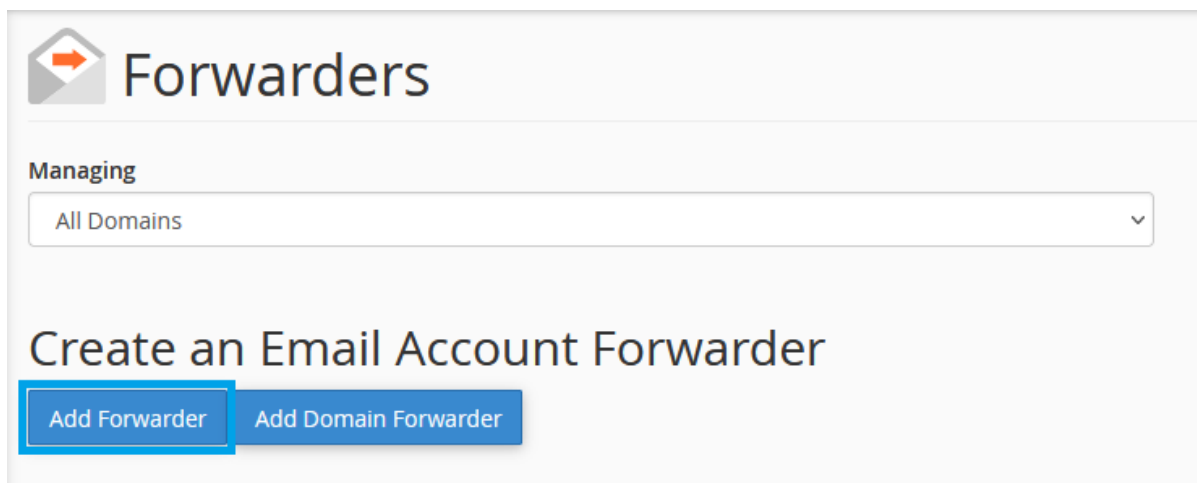
1. Ulogujte se u **cPanel** sa korisničkim imenom i šifrom koji su vam poslali.



2. Kliknite na **Forwarders** u *EMAIL* sekciji.



3. Kliknite na **Add Forwarder**.



Forwarders

Managing

All Domains

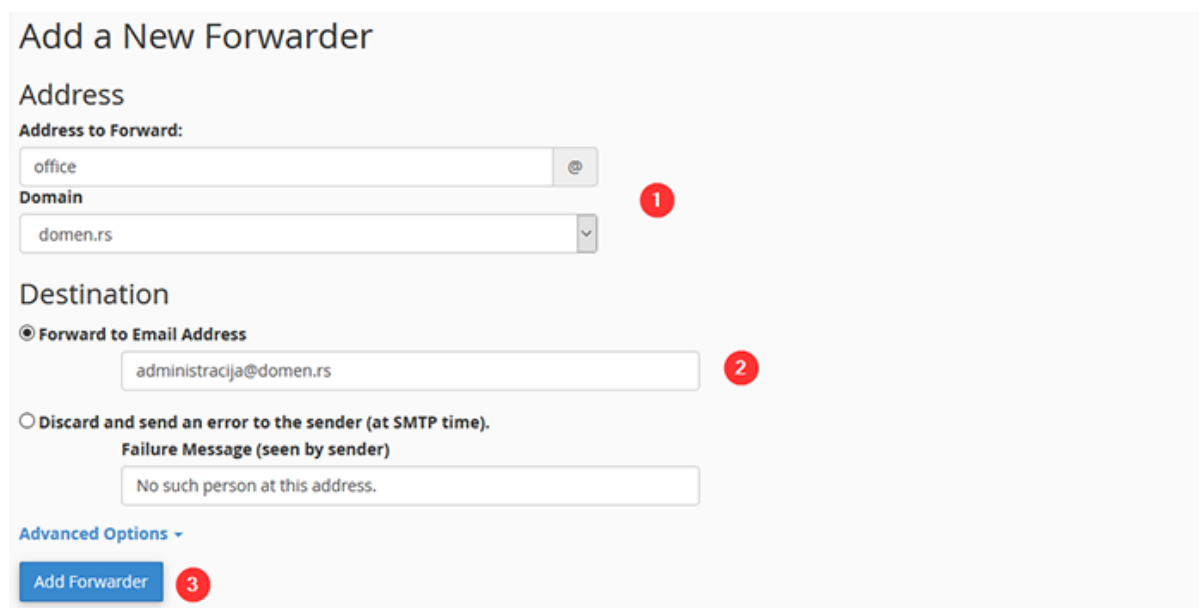
## Create an Email Account Forwarder

Add Forwarder Add Domain Forwarder

4. U polje **Address to Forward** unesite naziv email adrese sa koje će se prosleđivati dolazna pošta. Iz padajućeg menija odaberite na kom domenu se email adresa nalazi. Ukoliko ona postoji u okviru hosting naloga, kopije dolaznih poruka će biti isporučene i na ovu email adresu. Ako ne želite da koristite tu email adresu za prijem i slanje pošte, možete je koristiti samo kao prosleđivač.

U polje **Forward to Email Address** unesite email adresu na koju će se dolazna pošta prosleđivati. Ova email adresa može biti bilo koja postojeća email adresa u okviru Vašeg hosting naloga ili email adresa na bilo kom drugom domenu hostovanom na nekom drugom serveru.

Kliknite na dugme **Add Forwarder**.



### Add a New Forwarder

Address

Address to Forward:

office

Domain

domen.rs

Destination

Forward to Email Address

administracija@domen.rs

Discard and send an error to the sender (at SMTP time).

Failure Message (seen by sender)

No such person at this address.

Advanced Options

Add Forwarder

## Brisanje prosleđivača

1. Na stranici **Forwarders** u okviru sekcije *Email Account Forwarders* kliknite na dugme **Delete** pored prosleđivača koji želite da obrišete.



Email Account Forwarders

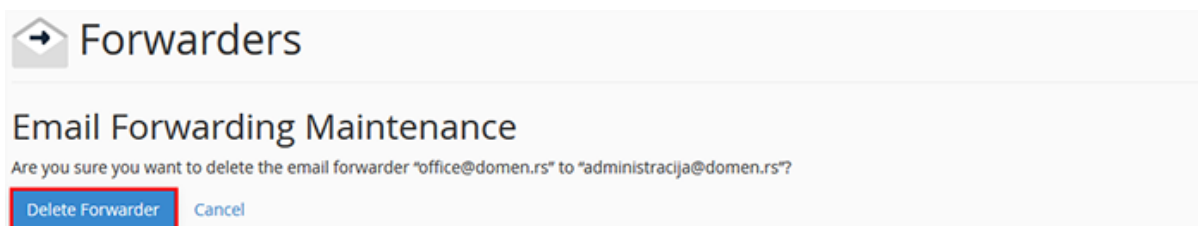
Send a copy of any incoming email from one address to another. For example, forward **joe@example.com** to **joseph@example.com** so that you only have one inbox to check. For more information, read the [documentation](#).

Search

Email Address	Forward To	Actions
office@domen.rs	administracija@domen.rs	<input type="button" value="Trace"/> <input type="button" value="Delete"/>

Page:    Per Page:

2. Na sledećem koraku kliknite na dugme **Delete Forwarder**.



Forwarders

### Email Forwarding Maintenance

Are you sure you want to delete the email forwarder "office@domen.rs" to "administracija@domen.rs"?