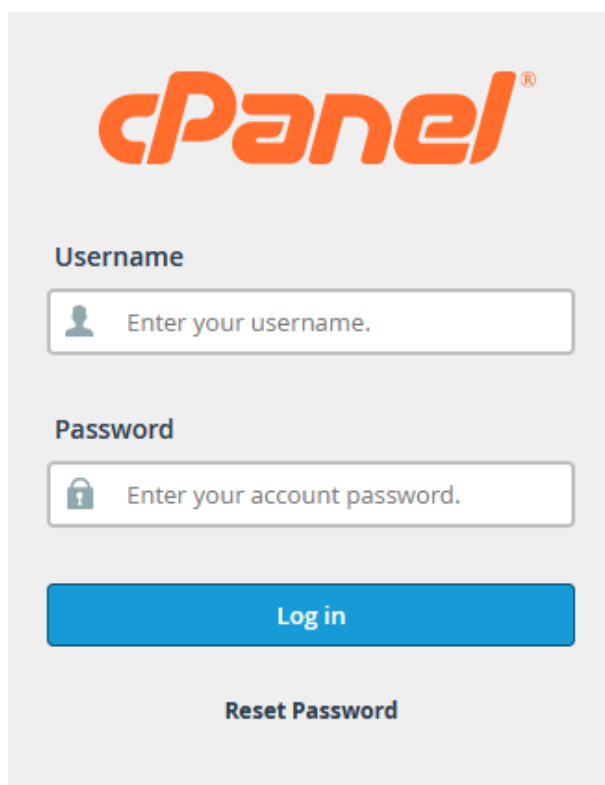


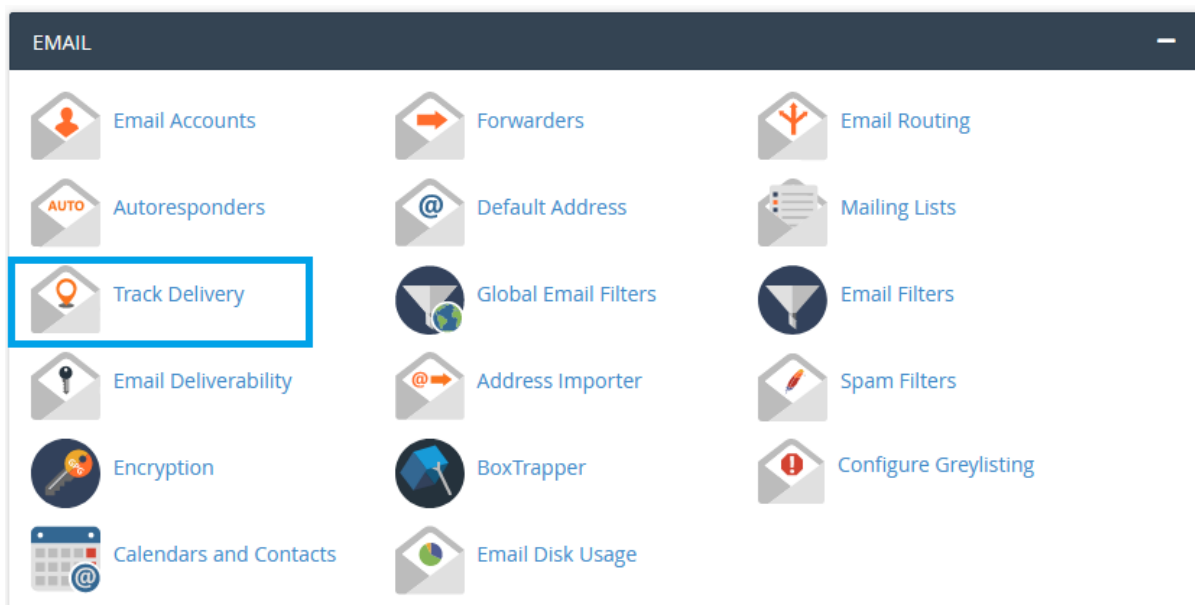
Kako proveriti status e-mail-ova u cPanel-u?

1. Ulogujte se u **cPanel** sa korisničkim imenom i šifrom koji su vam poslali.

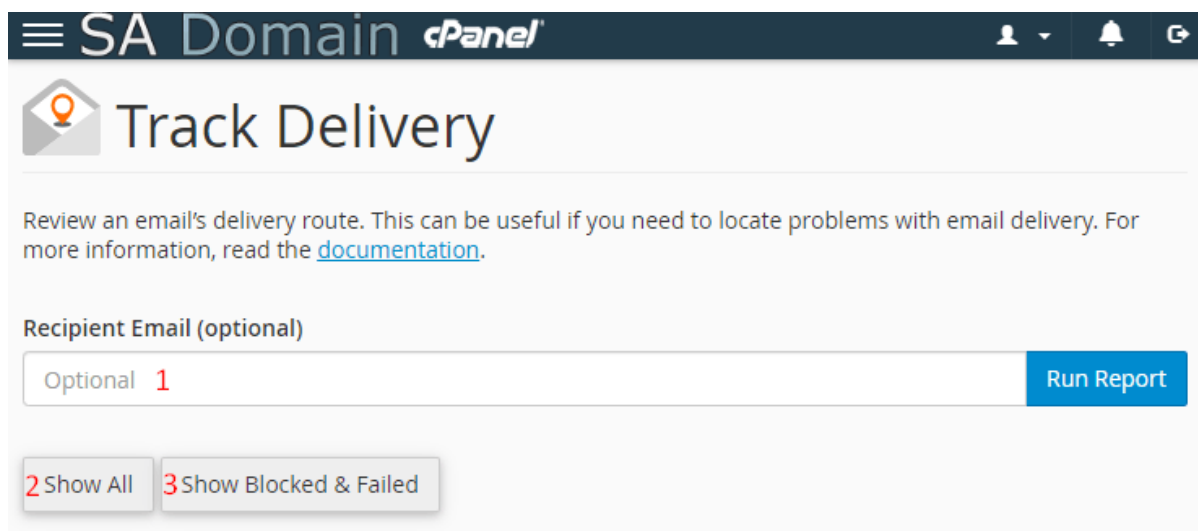


The image shows the cPanel login interface. At the top is the cPanel logo in orange. Below it are two input fields: one for 'Username' with a person icon and the placeholder text 'Enter your username.', and one for 'Password' with a lock icon and the placeholder text 'Enter your account password.'. A blue 'Log in' button is positioned below the password field. At the bottom center, there is a link for 'Reset Password'.

2. Kliknite na **Track Delivery** u *EMAIL* sekciji.

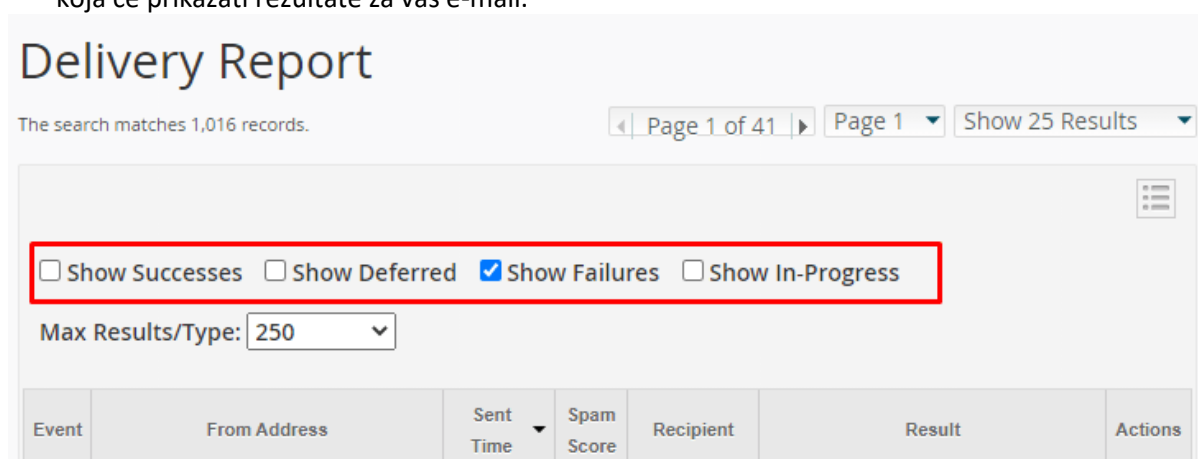


3. Upišite željeni e-mail nalog za pretragu. Možete pretraživati sve e-mail-ove tako što ćete ostaviti *polje 1* prazno ili dodati određen e-mail. Prikaži sve rezultate koristeći *dugme 2* ili samo blokirane i neuspele e-poruke *dugme 3*.



The screenshot shows the 'Track Delivery' page in cPanel. At the top, there is a header with 'SA Domain cPanel' and user profile icons. Below the header is a sub-header with an envelope icon and the text 'Track Delivery'. A descriptive paragraph follows: 'Review an email's delivery route. This can be useful if you need to locate problems with email delivery. For more information, read the [documentation](#).' Below this is a form labeled 'Recipient Email (optional)' with a text input field containing 'Optional 1' and a blue 'Run Report' button. At the bottom of the form area, there are two buttons: '2 Show All' and '3 Show Blocked & Failed'.

4. Takođe možete da izaberete kako želite da pretražujete tako što ćete označiti polja za potvrdu koja će prikazati rezultate za vaš e-mail.



The screenshot shows the 'Delivery Report' page in cPanel. At the top, there is a header with 'Delivery Report' and navigation controls: 'Page 1 of 41', 'Page 1', and 'Show 25 Results'. Below the header, there is a text indicating 'The search matches 1,016 records.' A red box highlights the filter options: 'Show Successes', 'Show Deferred', 'Show Failures' (which is checked), and 'Show In-Progress'. Below the filters is a dropdown menu for 'Max Results/Type' set to '250'. At the bottom, there is a table with the following columns: 'Event', 'From Address', 'Sent Time', 'Spam Score', 'Recipient', 'Result', and 'Actions'.