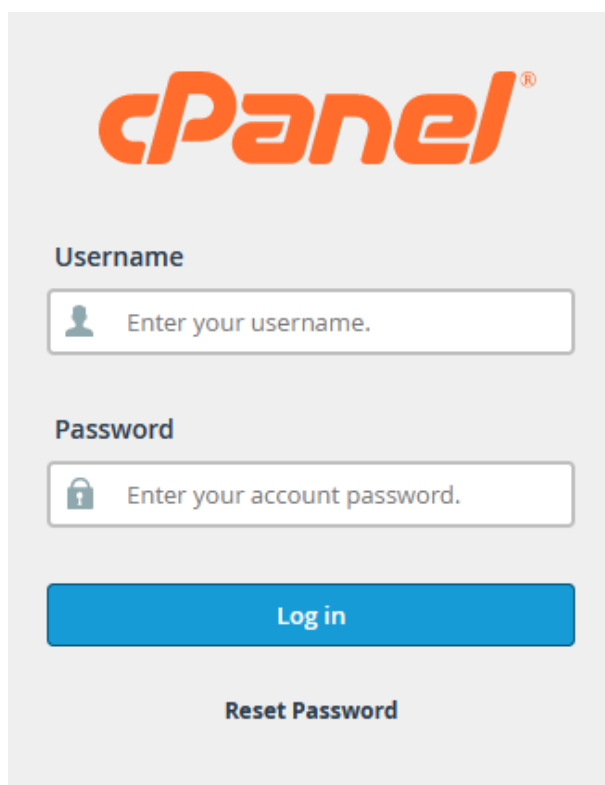


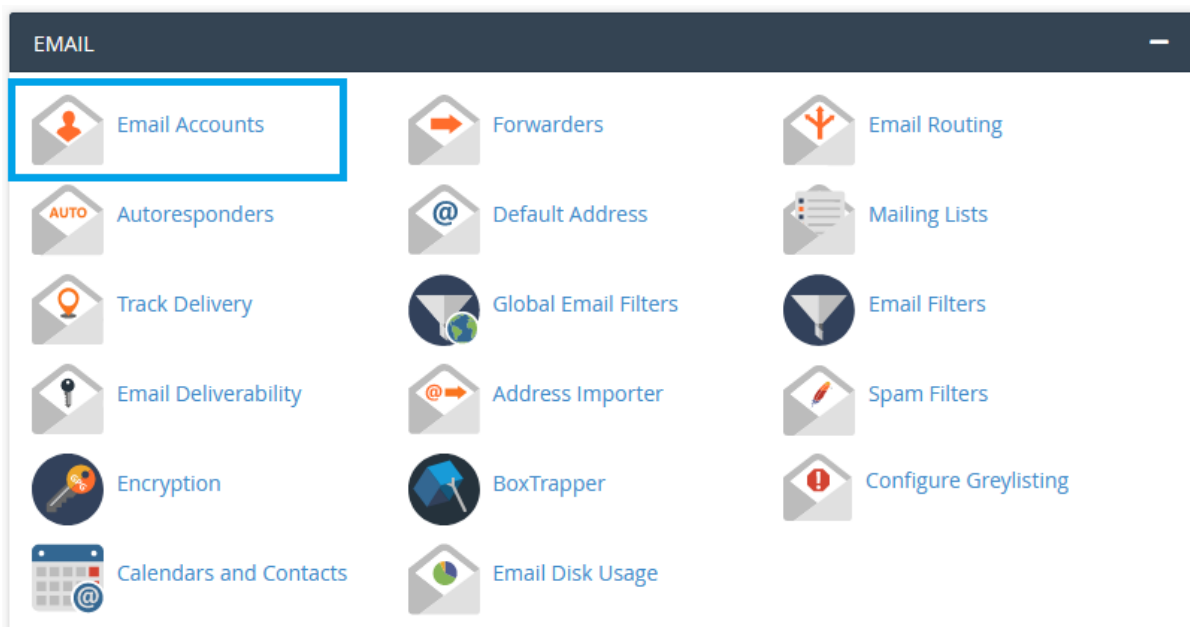
Kako pristupiti e-mail nalogu u cPanel-u?

1. Ulogujte se u **cPanel** sa korisničkim imenom i šifrom koji su vam poslali.



The image shows the cPanel login interface. At the top is the cPanel logo in orange. Below it, there are two input fields: one for the Username and one for the Password. The Username field has a person icon and the placeholder text "Enter your username.". The Password field has a lock icon and the placeholder text "Enter your account password.". Below the password field is a blue "Log in" button. At the bottom of the form is a "Reset Password" link.

2. Kliknite na **Email Accounts** u *EMAIL* sekciji.



3. Kliknite na **Check Email** kod željenog e-mail naloga.

Email Accounts

List Email Accounts

This feature lets you create and manage email accounts. Want to learn more? Read our [documentation](#).

99 Available 1 Used


Search

Filter: **All** Restricted System Account Exceeded Storage 1 - 2 of 2

Account ^ @ Domain	Restrictions	Storage: Used / Allocated / %			
<input type="checkbox"/> > info@sajt.rs	✓ Unrestricted	86.05 KB / 1 GB / 0.01% <div style="width: 100%;"><div style="width: 0.01%;"></div></div>	<input type="button" value="Check Email"/>	<input type="button" value="Manage"/>	<input type="button" value="Connect Devices"/>
> sajt System	✓ Unrestricted	76.66 KB / ∞	<input type="button" value="Check Email"/>	<input type="button" value="Manage"/>	<input type="button" value="Connect Devices"/>

4. Kliknite na dugme **Open**.


Open your inbox




roundcube
open source webmail software

Open my inbox when I log in

Change your webmail client





Set up email on your device

Select the device you will use:

Apple® (iPhone®, iPad®)

Enter an email address that you can access from your device:

Example: user@example.com

Select the configurations that you would like to set up:

- Email
- Calendar
- Contacts

[Automatically configure my device](#)